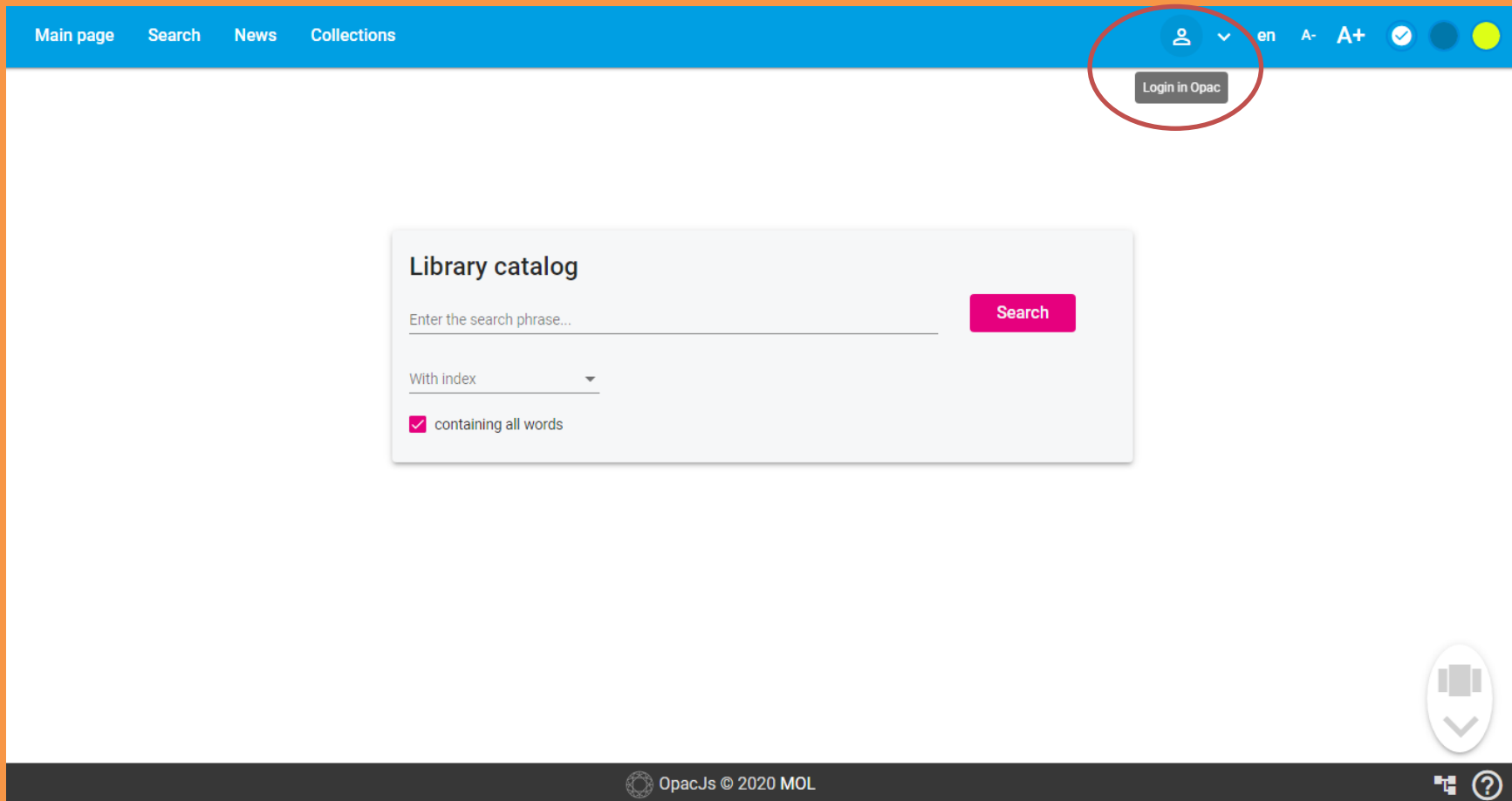




New Lazarski University Library catalogue

USER ACCOUNT MIGRATION

When migrating the reader's account to the new catalog, in addition to accessing the website of the Łazarski University Library catalog <https://biblioteka.lazarski.pl/Opac5/>, you will also need to access an e-mail account, which is entered in your library account

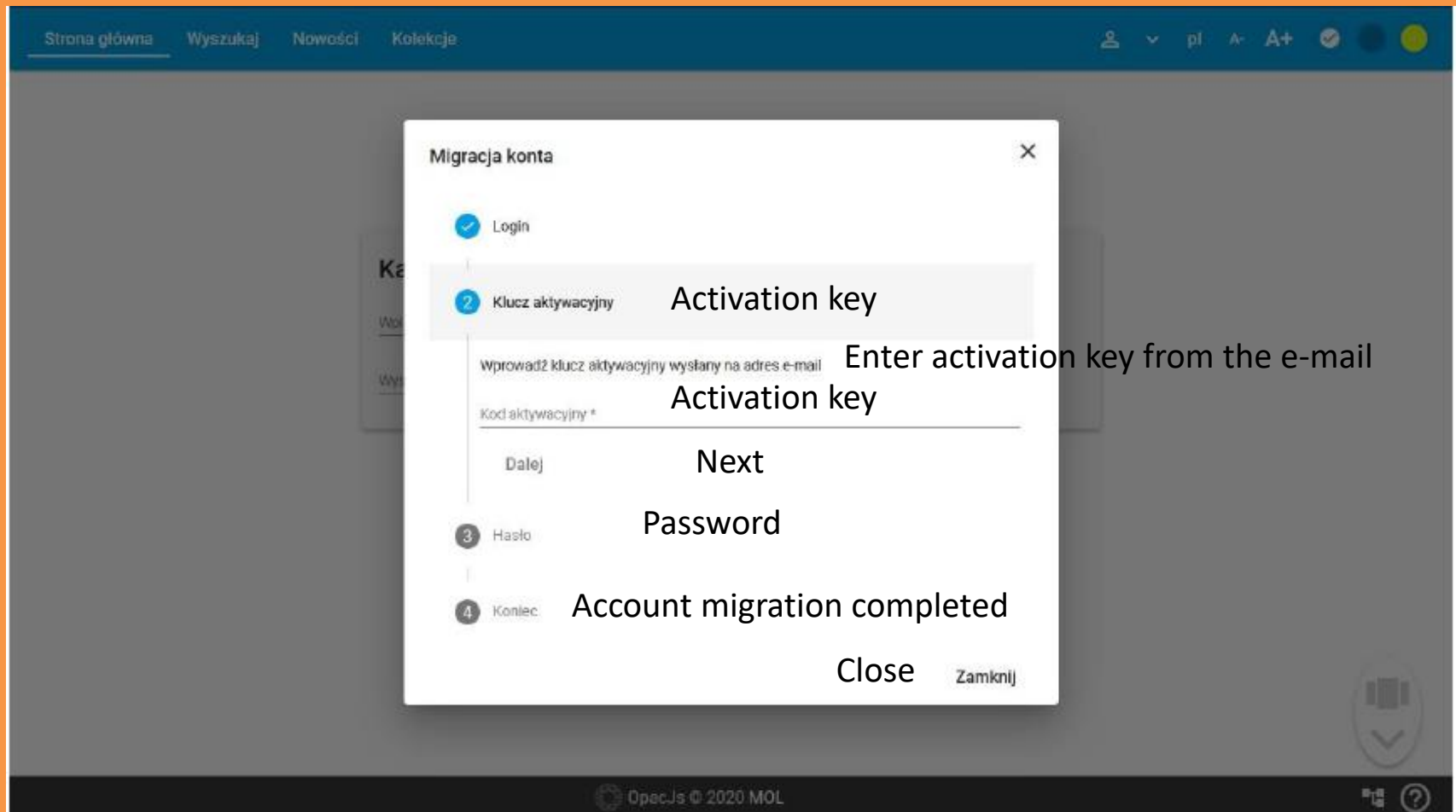


The screenshot shows the top navigation bar of the library catalog website. The bar is blue and contains the following elements from left to right: "Main page", "Search", "News", "Collections", a user profile icon with a dropdown arrow, the text "en", "A-", "A+", a checkmark icon, a blue circle icon, and a yellow circle icon. A red circle highlights the user profile icon and the "Login in Opac" button that appears below it. Below the navigation bar is a white search box titled "Library catalog". The search box contains a text input field with the placeholder "Enter the search phrase...", a pink "Search" button, a "With index" dropdown menu, and a checked checkbox labeled "containing all words". At the bottom of the page, there is a dark grey footer with the text "OpacJs © 2020 MOL" and a help icon (question mark) in the bottom right corner.

After selecting the Login window,
select an option: Account migration

The screenshot shows a web interface for a library catalog. At the top, there is a navigation bar with links for 'Main page', 'Search', 'News', and 'Collections'. On the right side of the navigation bar, there are icons for user profile, language (en), font size (A- A+), and other settings. The main content area is a search interface with a text input field, a 'Search' button, and a checkbox for 'containing all words'. A 'Log in' modal window is open in the center, featuring a user icon, a close button (X), and input fields for 'Login (email address)' and 'Password'. Below the password field is a 'Log in' button. At the bottom of the modal, there are links for 'Forgot password' and 'Registration', and the 'Account migration' link is highlighted with a red circle. A 'Close' button is located at the very bottom of the modal. The footer of the page contains the text 'OpacJs © 2020 MOL' and a help icon.

Enter the login with which you logged in in the previous version of the www catalog (02200 + album number or library card number) and accept by clicking: Next



Strona główna Wyszukaj Nowości Kolekcje

Migracja konta

1 Login

2 Klucz aktywacyjny Activation key

Wprowadź klucz aktywacyjny wysłany na adres e-mail Enter activation key from the e-mail

Kod aktywacyjny *

Dalej Next

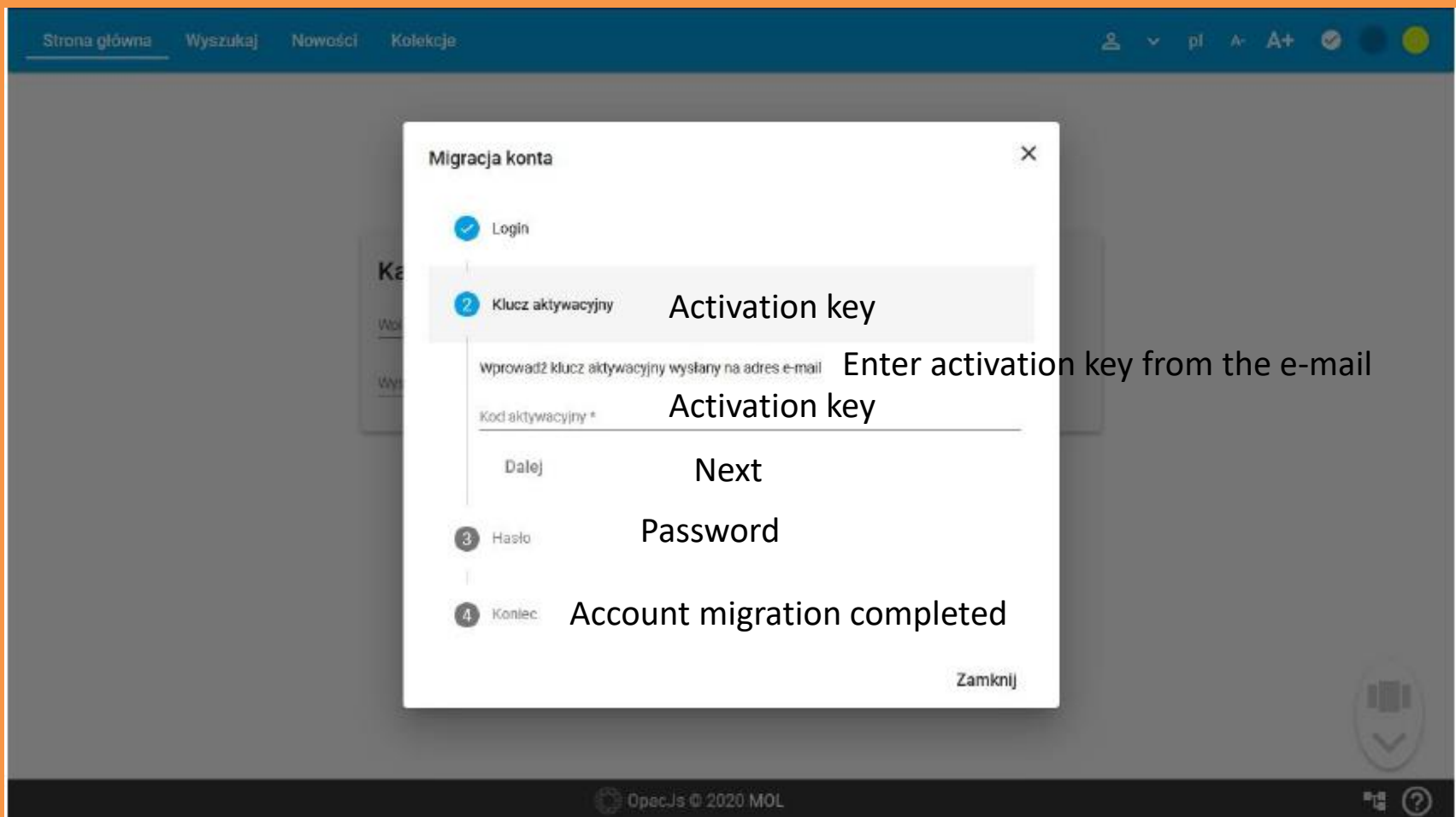
3 Hasło Password

4 Koniec Account migration completed

Close Zamknij

OpecJs © 2020 MOL

Now check your e-mail - an e-mail with the activation key has been sent to the address provided in the library system



Migracja konta

1. Login
2. Klucz aktywacyjny **Activation key**
Wprowadź klucz aktywacyjny wysłany na adres e-mail **Enter activation key from the e-mail**
Kod aktywacyjny * **Activation key**
Dalej **Next**
3. Hasło **Password**
4. Koniec **Account migration completed**

Zamknij

OpecJs © 2020 MOL

E-mail with the activation key - to activate the key, click on the link provided in the e-mail (note: a new window opens) or copy the code and paste it on the login page (if there is no e-mail in the main mail - check your spam folders)

Reset hasła \ Password reset



▼ Od: **Lazarski Biblioteka** <czytelnia@lazarski.edu.pl>
Data: 09/21/2020 09:33
Do: <biblioteka@lazarski.edu.pl>

Adres nadawania nowego hasła w OPAC:

Browse to set new OPAC password:

<http://adres.opac.klienta.pl/resetpass?key=96DF06BF-B093-44C4-ACBB-82386A89B677&mode=reset>

Jeżeli wolisz wprowadzić na stronie kod resetu hasła OPAC:

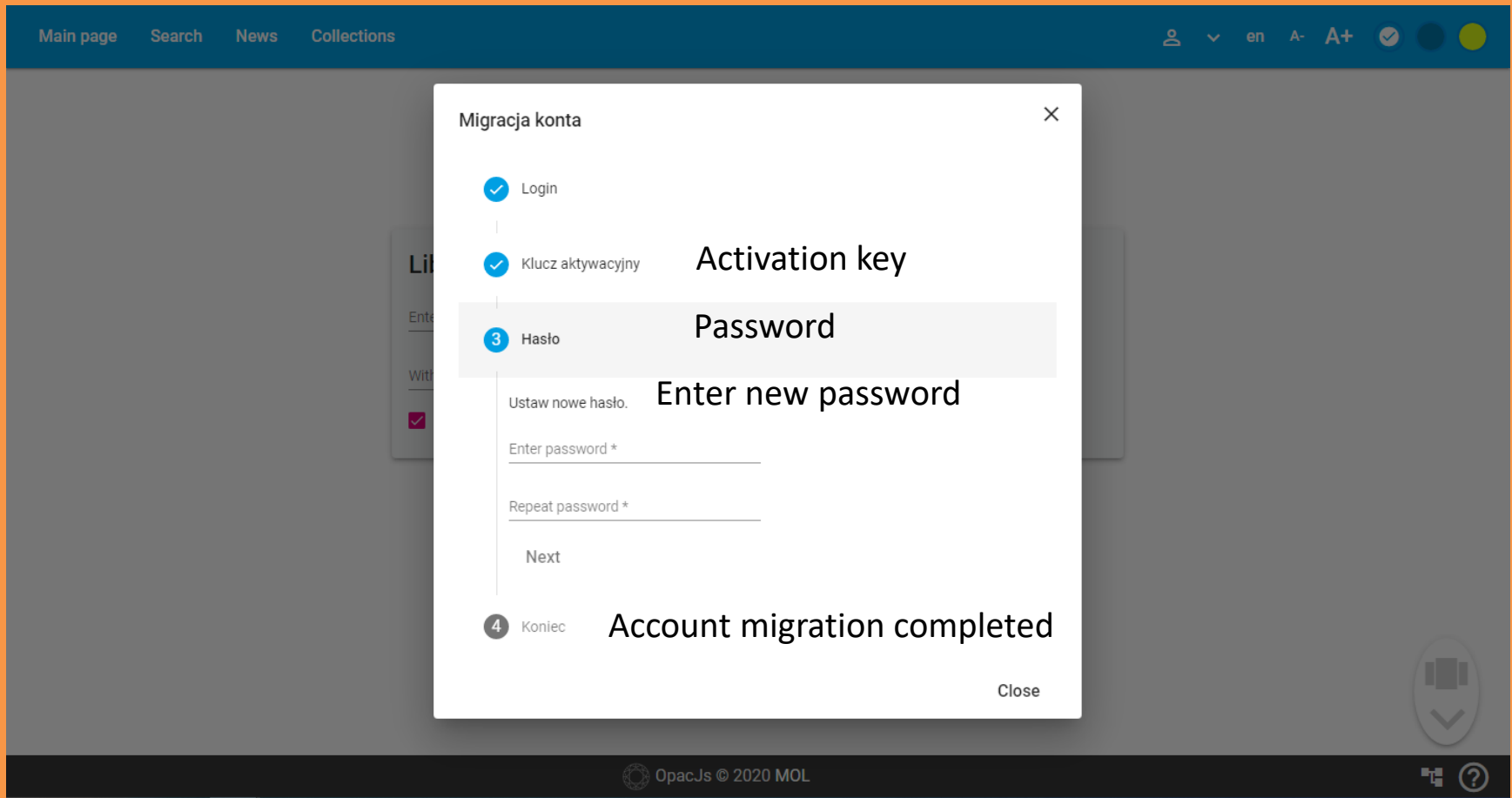
If You prefer enter this OPAC password reset key on form:

96DF06BF-B093-44C4-ACBB-82386A89B677

Kod jest ważny 24 godziny.

The reset key is valid for 24 hours.

After entering the new password, click: Set password.
(NOTE! The password must be at least 8 characters long, including: 1 lowercase letter, 1 uppercase letter, 1 number, 1 special character)



Main page Search News Collections

Migracja konta

1 Login

2 Klucz aktywacyjny Activation key

3 Hasło Password

Ustaw nowe hasło. Enter new password

Enter password *

Repeat password *

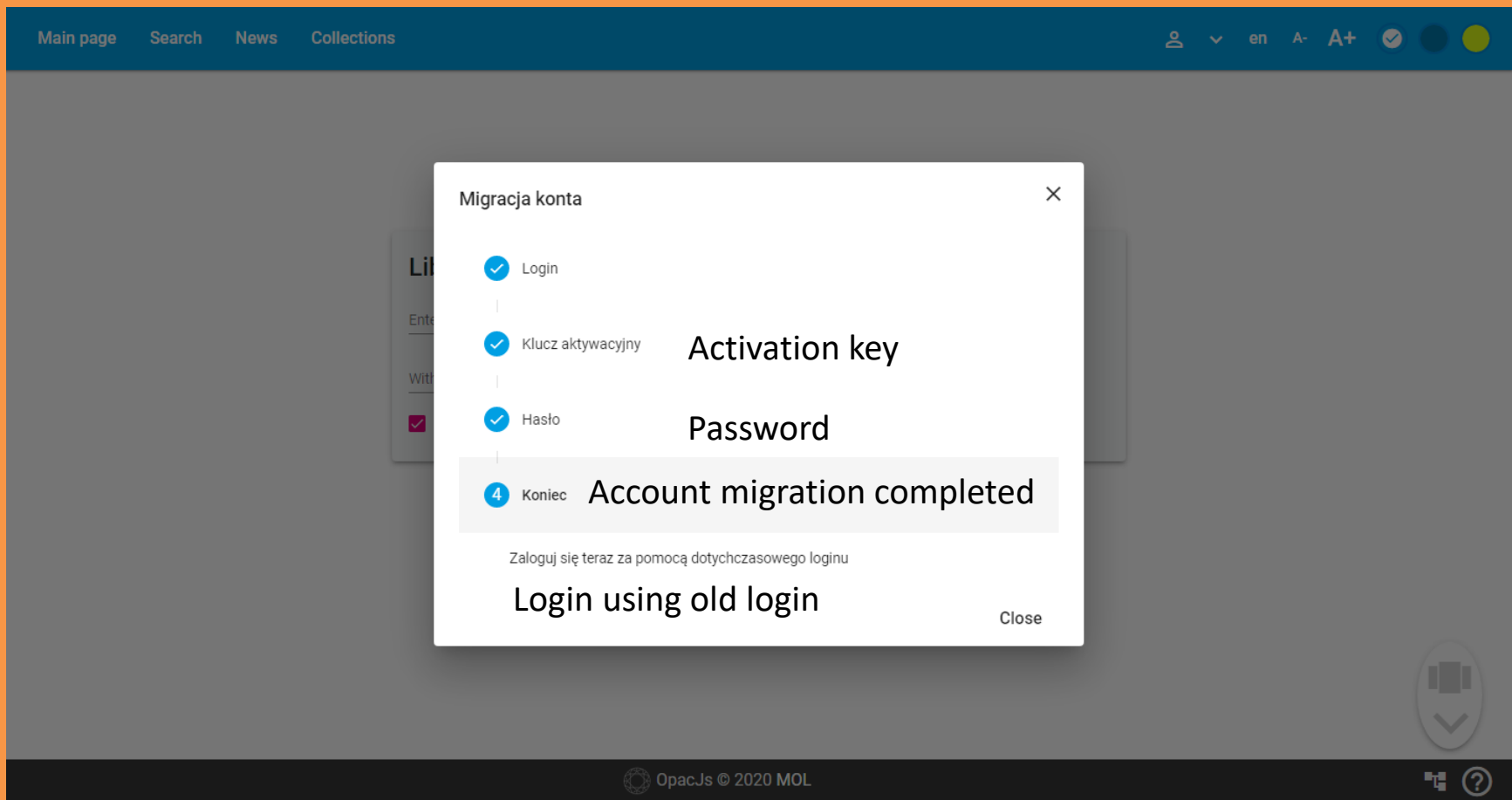
Next

4 Koniec Account migration completed

Close

OpacJs © 2020 MOL

This is the correct migration

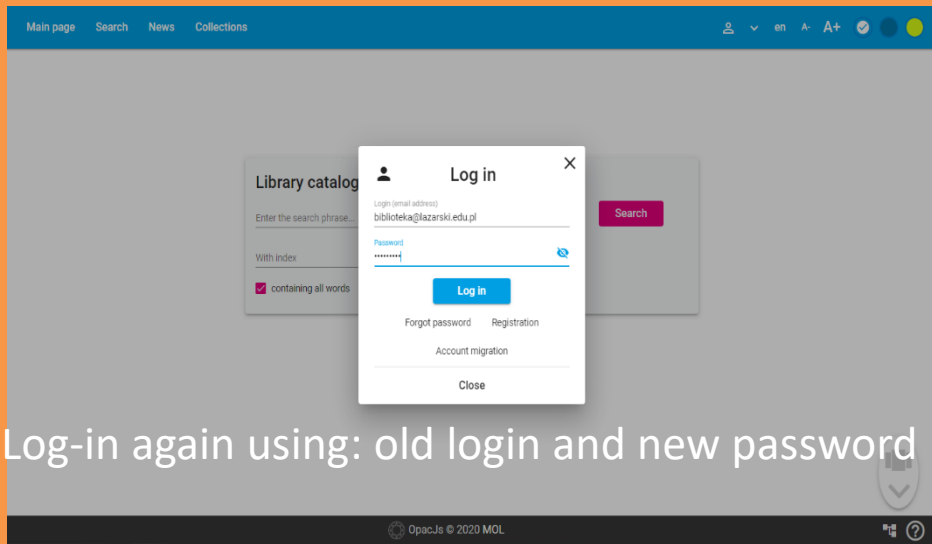


The screenshot shows a web application interface with a dark blue header containing navigation links: "Main page", "Search", "News", and "Collections". On the right side of the header, there are icons for user profile, a dropdown arrow, language "en", font size "A-", "A+", and system status icons. A white modal dialog box titled "Migracja konta" (Account Migration) is centered on the screen. It contains a vertical list of four steps, each with a blue checkmark icon:

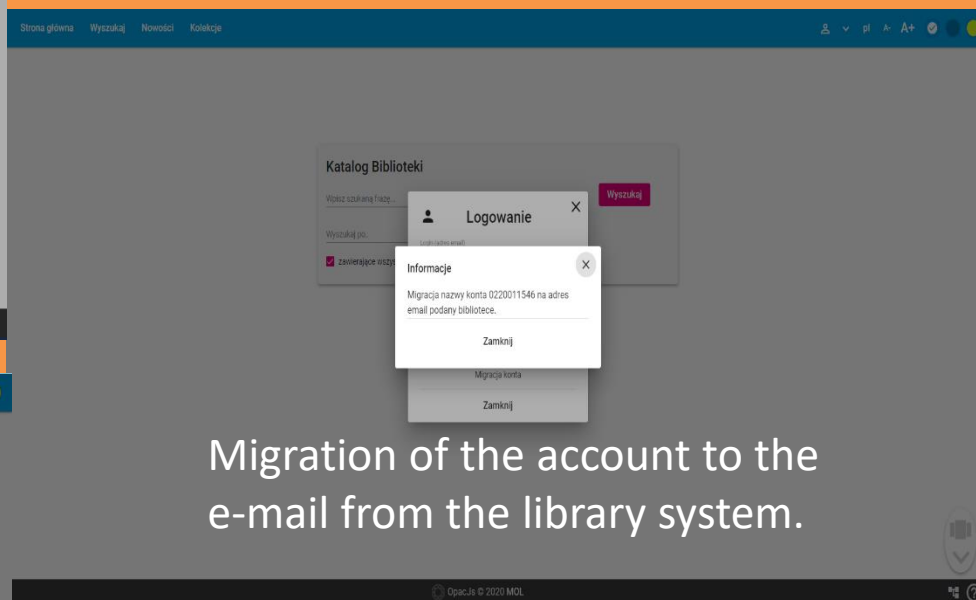
- 1 Login
- 2 Klucz aktywacyjny **Activation key**
- 3 Hasło **Password**
- 4 **Koniec Account migration completed**

Below the list, there is a message: "Zaloguj się teraz za pomocą dotychczasowego loginu" (Log in now using your current login). Underneath this message, the text "Login using old login" is displayed in a larger font. A "Close" button is located at the bottom right of the dialog box. The footer of the page is dark grey and contains the text "OpacJs © 2020 MOL" and a help icon.

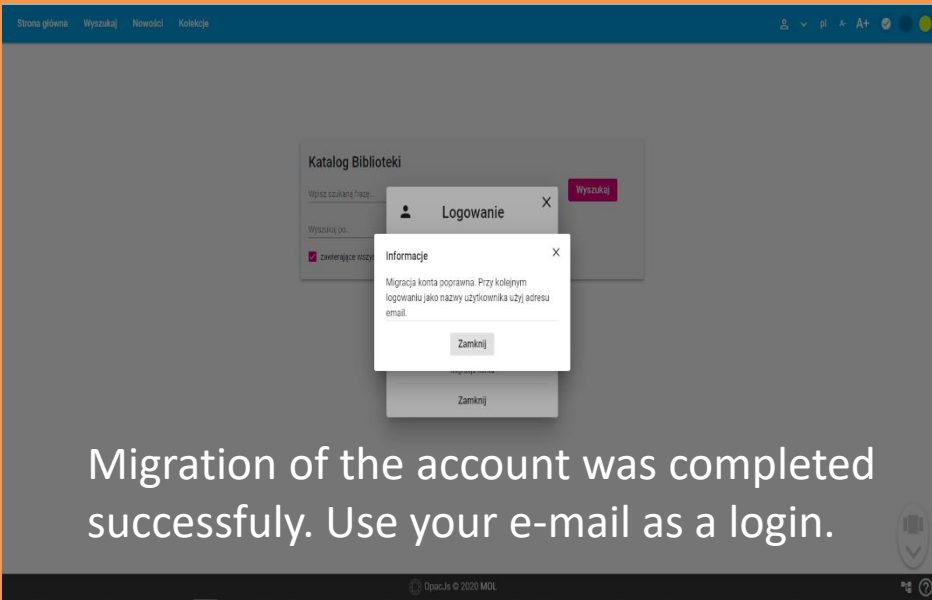
To complete the migration of the account, log in again using: old login and new password



Log-in again using: old login and new password

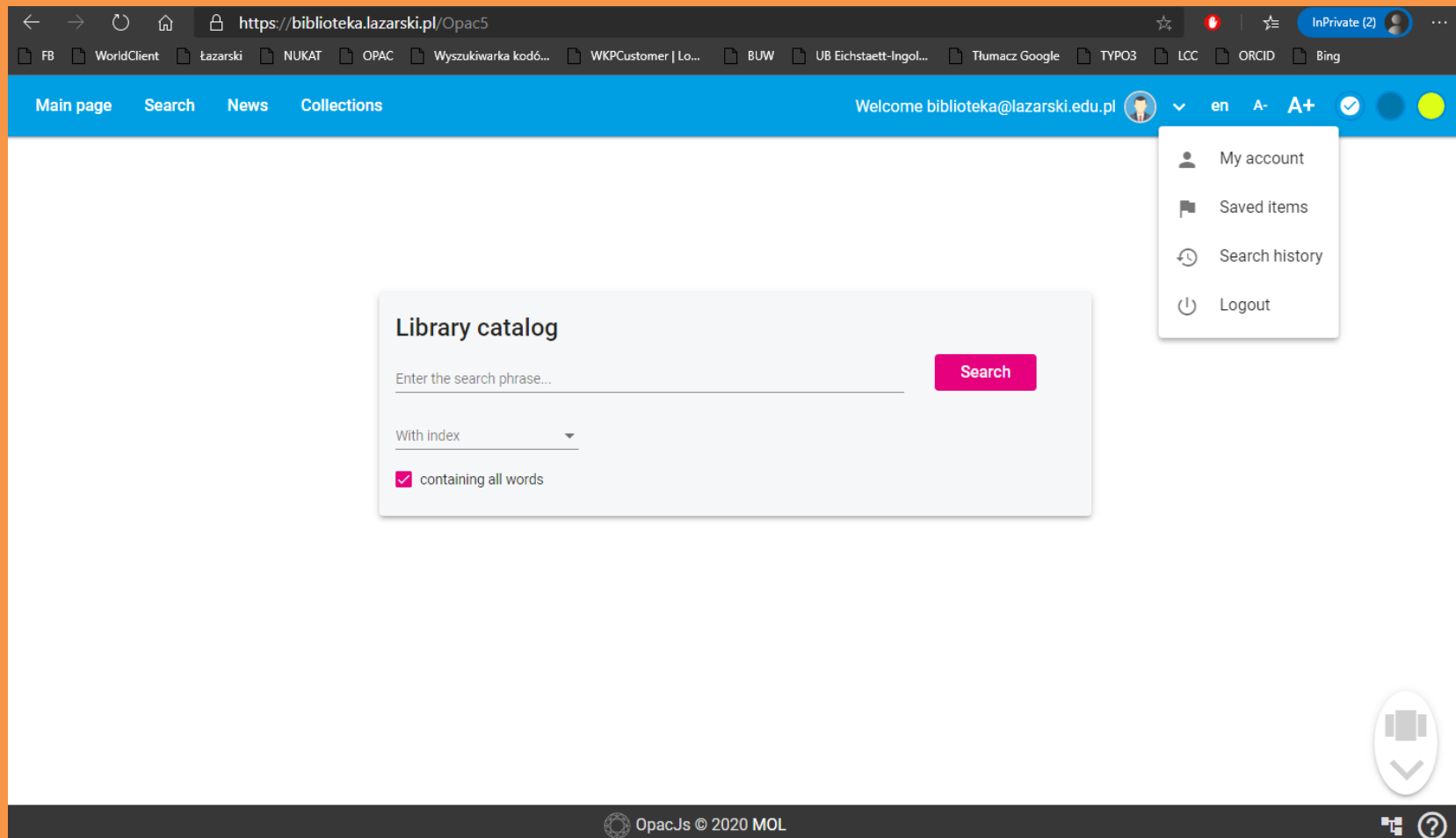


Migration of the account to the e-mail from the library system.



Migration of the account was completed successfully. Use your e-mail as a login.

After logging in you have access to your library account, you can manage your data, order books, create bibliographic lists (shelves), etc. The entire history of your account has been preserved. You can also use the new catalog in the mobile application



The screenshot shows a web browser window with the URL <https://biblioteka.lazarski.pl/Opac5>. The browser's address bar and tabs are visible at the top. The website's navigation bar is blue and contains links for "Main page", "Search", "News", and "Collections". On the right side of the navigation bar, there is a user profile icon, the text "Welcome biblioteka@lazarski.edu.pl", and language/zoom controls. A dropdown menu is open, showing options: "My account", "Saved items", "Search history", and "Logout". The main content area features a "Library catalog" search box with a text input field labeled "Enter the search phrase...", a pink "Search" button, a "With index" dropdown menu, and a checked checkbox for "containing all words". At the bottom of the page, there is a footer with the text "OpacJs © 2020 MOL" and a mobile application icon.

Final points

- After successful migration, the e-mail address will be used as a login to the user's account
- If the user does not have an e-mail address entered in the library account or the address is out of date, then the operation will fail
- In the above case, please contact library via phone +48225435390 or via e-mail biblioteka@lazarski.edu.pl